

Scaled data based on original data using
LM-79-08 Approved Method: Electrical and Photometric Measurements of Solid-
State Lighting Products

Test Report Prepared for
Cooper Lighting Solutions
(formerly Eaton)

Brand: McGRAW-EDISON

Report Number: P227625

Luminaire Tested: **ISC-AF-350-LED-E1-T2-7030**

Issue Date: 3/3/2020

Test Information

Test Method: LM-79-08
Report Number: P227625
TEST IS SCALED FROM IESNA LM-79-08 TEST DATA (P29758)
Test Lab: INNOVATION CENTER-P2
Issue Date: 3/3/2020
Manufacturer: COOPER LIGHTING SOLUTIONS (FORMERLY EATON)
Product Line: MCGRAW-EDISON
Catalog Number: ISC-AF-350-LED-E1-T2-7030
Description: IMPACT ELITE LED CYLINDER LUMINAIRE
LIGHT SQUARE WITH ACCULED OPTICS-TYPE II
Light Source: (16) 3000K CCT, 70 CRI LEDs
Ballast/Driver: ELECTRONIC DRIVER

Summary

Lumens per Lamp: N/A
Luminaire Lumens: 2068 lumens
Efficiency: N/A
Efficacy: 102.9 lumens/watt
Luminous Opening: Rectangular (W 0.5' x L: 0.5' x H: 0')
IES Classification: Type II - Medium - Non-Cutoff
BUG Rating: B0 - U0 - G1

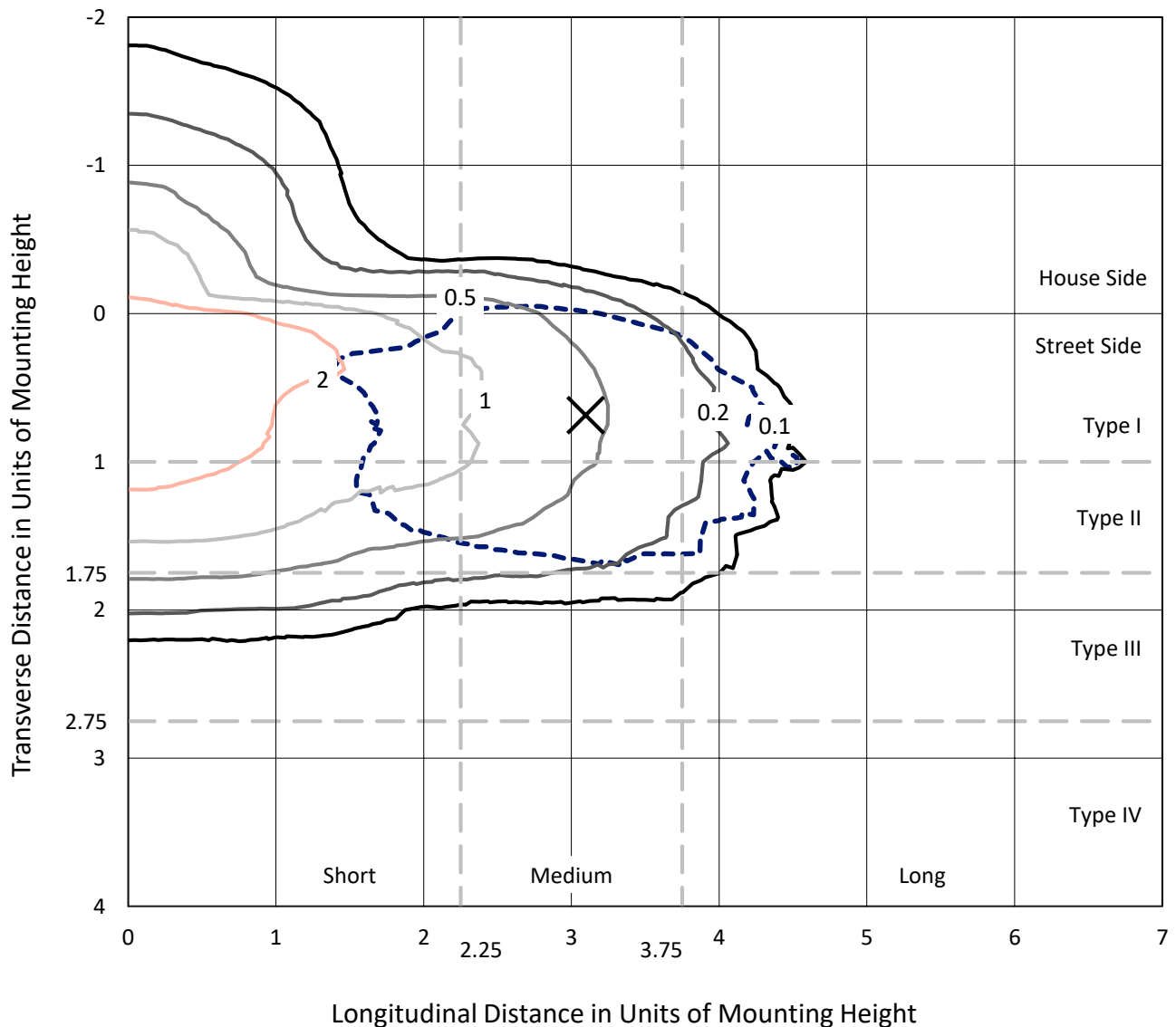
Input Watts (W): 20.09
Input Voltage (V): 120
Input Current (Ain): NR
Voltage Rise (V): NR
Power Factor: NR
Total Harmonic Distortion (THDi): NR
Frequency (hertz): 60
Stabilization Time: NR
Operation Time: NR
Ambient Temperature (°C): NR
Test Distance: 25 FT



REPORT NUMBER: P227625
 CATALOG NUMBER: ISC-AF-350-LED-E1-T2-7030

Iso-Footcandle Lines of Horizontal Illumination

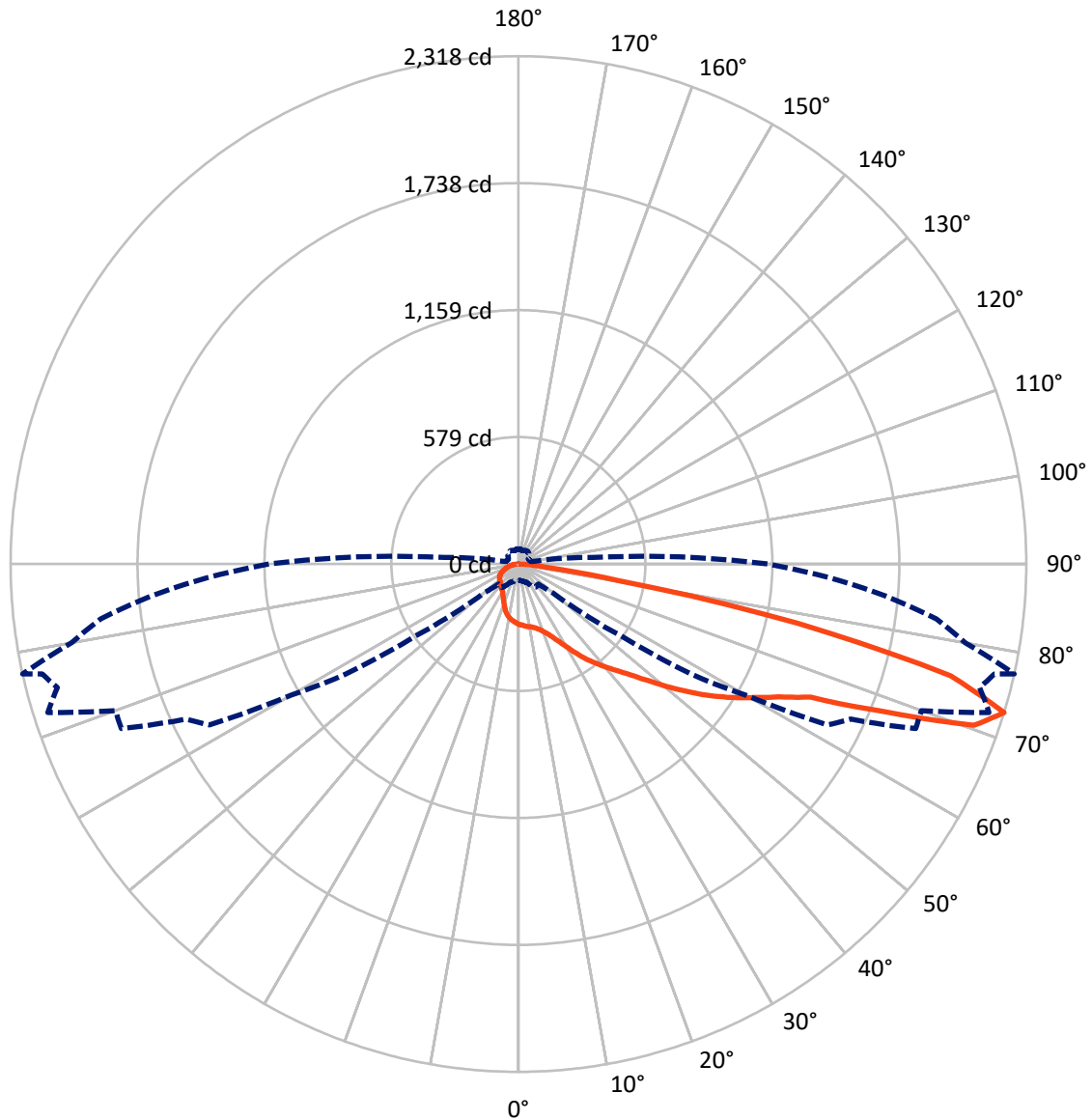
× Max cd
 - - - 1/2 Max cd



Based on 10 foot mounting height. Maximum calculated value = 3.4 fc
 Type II - Medium - Non-Cutoff

REPORT NUMBER: P227625
CATALOG NUMBER: ISC-AF-350-LED-E1-T2-7030

Luminous Intensity Polar Plot



— Vertical Plane Through 77.5-Deg Lateral - - - Horizontal Cone Through 72.5-Deg Vertical

REPORT NUMBER: P227625

CATALOG NUMBER: ISC-AF-350-LED-E1-T2-7030

FLUX DISTRIBUTION:

		Downward	Upward	Total
House Side	Lumens	342.7	0.0	342.7
	% Fixture	16.6	0.0	16.6
Street Side	Lumens	1725.3	0.0	1725.3
	% Fixture	83.4	0.0	83.4
Total	Lumens	2068.0	0.0	2068.0
	% Fixture	100.0	0.0	100.0

Coefficient of Utilization

ZONAL LUMENS:

Zone	Lumens	% Fixture
0°-10°	25.6	1.2
10°-20°	78.6	3.8
20°-30°	139.6	6.8
30°-40°	221.2	10.7
40°-50°	331.8	16.0
50°-60°	430.0	20.8
60°-70°	488.6	23.6
70°-80°	324.2	15.7
80°-90°	28.4	1.4
90°-100°	0.0	0.0
100°-110°	0.0	0.0
110°-120°	0.0	0.0
120°-130°	0.0	0.0
130°-140°	0.0	0.0
140°-150°	0.0	0.0
150°-160°	0.0	0.0
160°-170°	0.0	0.0
170°-180°	0.0	0.0
0°-90°	2068.0	100.0
0°-180°	2068.0	100.0



REPORT NUMBER: P227625

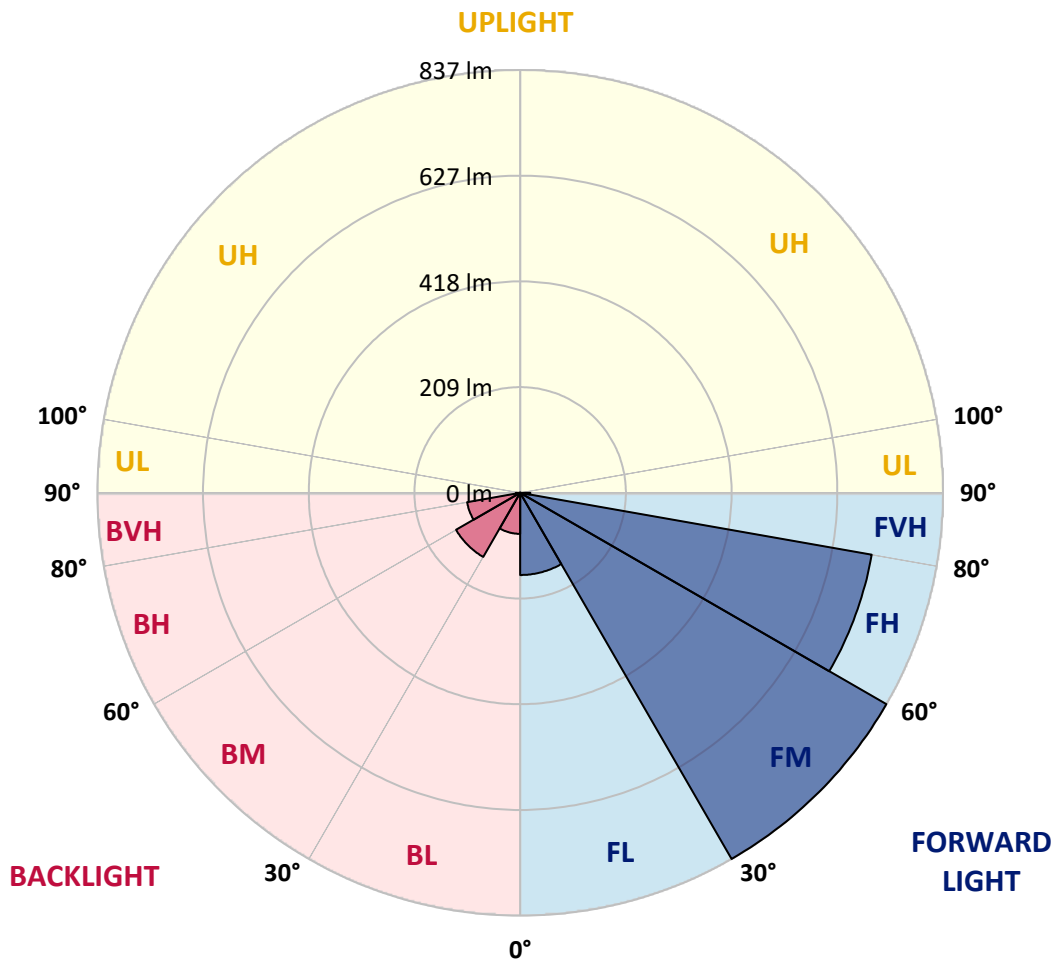
CATALOG NUMBER: ISC-AF-350-LED-E1-T2-7030

LUMINAIRE CLASSIFICATION SYSTEM LUMEN TABLE AND BUG RATING:

Zone	Lumens	% Fixture	Zone Rating/Lumen Limit		
			B	U	G
FL (0°-30°)	162.7	7.9			
FM (30°-60°)	836.6	40.5			
FH (60°-80°)	706.2	34.1			G1/1800
FVH (80°-90°)	19.8	1.0			G1/100
BL (0°-30°)	81.2	3.9	B0/110		
BM (30°-60°)	146.4	7.1	B0/220		
BH (60°-80°)	106.6	5.2	B0/110		G0/110
BVH (80°-90°)	8.5	0.4			G0/10
UL (90°-100°)	0.0	0.0		U0/0	
UH (100°-180°)	0.0	0.0		U0/0	

BUG Rating: B0-U0-G1

Type II Medium





REPORT NUMBER: P227625

CATALOG NUMBER: ISC-AF-350-LED-E1-T2-7030

CANDELA DISTRIBUTION (FULL):

	0°	5°	15°	25°	35°	37.5°	40°	42.5°	45°	47.5°	50°
0°	276.1	276.1	276.1	276.1	276.1	276.1	276.1	276.1	276.1	276.1	276.1
2.5°	299.1	297.7	297.0	295.6	294.2	293.5	291.5	290.1	292.2	291.5	291.5
5°	321.4	320.0	317.9	315.9	313.1	311.0	308.9	306.8	308.2	306.8	305.4
7.5°	339.6	338.2	335.4	333.3	330.5	327.7	324.9	324.2	322.8	320.7	320.0
10°	350.0	348.6	347.2	345.8	341.7	339.6	336.1	334.0	334.7	331.9	331.9
12.5°	359.8	358.4	357.7	357.7	354.2	352.1	350.7	348.6	350.0	345.8	344.4
15°	368.8	367.5	365.4	367.5	366.8	366.1	365.4	364.7	366.8	362.6	363.3
17.5°	383.5	382.8	378.6	375.8	376.5	378.6	380.0	379.3	379.3	377.2	377.9
20°	406.5	406.5	400.9	396.0	388.4	388.4	389.1	388.4	389.8	391.2	393.3
22.5°	423.9	422.5	420.4	416.3	407.9	400.9	400.9	398.1	400.2	400.9	405.1
25°	446.2	444.9	440.0	440.0	431.6	422.5	421.1	417.0	421.8	412.8	419.7
27.5°	473.4	472.0	465.8	463.0	458.8	447.6	444.9	445.5	450.4	437.2	444.2
30°	507.6	506.2	498.5	490.9	483.9	472.0	470.6	470.0	481.1	465.8	474.8
32.5°	550.8	550.8	542.5	532.0	518.1	502.0	496.4	497.1	512.5	495.8	511.1
35°	616.4	608.0	592.7	576.6	562.0	543.2	535.5	534.1	548.0	531.3	548.7
37.5°	658.2	652.6	638.7	626.8	610.8	592.7	587.1	589.2	601.0	576.6	601.7
40°	695.9	695.2	686.1	678.4	662.4	644.3	651.2	679.1	710.5	663.1	663.8
42.5°	721.0	722.4	721.7	722.4	713.3	694.5	706.3	745.4	799.1	771.2	745.4
45°	725.1	730.0	732.1	746.1	755.1	744.0	750.3	791.4	898.8	942.0	825.6
47.5°	735.6	740.5	736.3	753.0	794.9	794.2	819.3	834.6	849.3	856.2	944.1
50°	749.6	758.6	754.4	768.4	802.5	822.1	843.7	863.2	851.4	807.4	831.1
52.5°	750.3	760.7	783.7	797.7	831.1	826.9	841.6	831.1	849.3	803.9	826.9
55°	688.9	691.0	757.9	828.3	886.9	875.1	866.0	842.3	865.3	808.8	838.1
57.5°	592.0	598.9	668.7	787.2	912.7	923.2	920.4	918.3	936.4	861.1	893.2
60°	485.3	493.7	559.9	699.4	859.0	886.2	923.9	946.9	993.6	963.6	1016.6
62.5°	302.6	308.9	382.1	556.4	757.9	811.6	866.7	893.9	961.5	975.5	1065.4
65°	144.3	146.4	175.0	302.6	550.8	651.9	733.5	791.4	874.4	937.1	1058.4
67.5°	112.3	113.0	123.4	161.1	282.4	350.0	442.8	519.5	608.0	779.5	930.1
70°	89.9	89.9	98.3	118.5	175.0	184.1	207.8	233.6	271.2	409.3	531.3
72.5°	75.3	75.3	80.9	93.4	129.7	131.8	130.4	128.3	128.3	161.8	206.4
75°	63.5	62.8	66.2	74.6	96.2	99.0	97.6	92.7	87.2	87.2	98.3
77.5°	51.6	51.6	54.4	58.6	69.7	71.1	71.1	66.9	62.1	62.8	67.6
80°	40.4	40.4	42.5	45.3	48.8	48.1	48.1	43.9	40.4	39.7	42.5
82.5°	29.3	30.0	34.9	32.8	31.4	29.3	29.3	28.6	25.8	23.7	25.1
85°	9.1	9.8	16.7	19.5	16.0	13.2	12.6	10.5	11.2	9.1	10.5
87.5°	0.0	0.0	0.0	0.0	0.7	0.0	0.0	0.0	0.7	0.0	0.7
90°	0.0	0.0	0.0	0.0	0.0	0.0	0.0	0.0	0.0	0.0	0.0



REPORT NUMBER: P227625

CATALOG NUMBER: ISC-AF-350-LED-E1-T2-7030

CANDELA DISTRIBUTION (continued):

	52.5°	55°	57.5°	60°	62.5°	65°	67.5°	70°	72.5°	75°	77°
0°	276.1	276.1	276.1	276.1	276.1	276.1	276.1	276.1	276.1	276.1	276.1
2.5°	288.0	289.4	286.6	286.6	283.1	285.2	281.7	282.4	278.9	280.3	280.3
5°	301.9	302.6	299.1	297.7	294.2	294.2	290.8	290.8	285.9	287.3	285.9
7.5°	315.2	315.2	311.7	308.9	305.4	304.0	299.8	297.7	293.5	292.8	290.8
10°	326.3	326.3	321.4	318.6	314.5	312.4	306.8	304.7	299.8	296.3	294.2
12.5°	340.3	338.9	333.3	330.5	323.5	322.8	314.5	313.1	306.1	304.0	300.5
15°	357.0	358.4	349.3	348.6	338.9	338.2	327.0	326.3	315.9	315.2	310.3
17.5°	375.1	377.9	370.2	369.5	357.7	357.7	344.4	343.7	329.8	329.1	322.8
20°	391.2	394.6	389.8	391.2	380.7	381.4	366.8	366.8	347.2	345.8	340.3
22.5°	405.8	412.8	408.6	416.3	405.8	410.7	391.2	394.6	371.6	368.8	360.5
25°	420.4	429.5	428.1	440.7	433.0	441.4	421.1	428.1	398.1	400.2	389.1
27.5°	435.1	446.9	445.5	463.7	460.9	477.6	460.2	467.9	435.1	437.2	424.6
30°	459.5	472.7	467.9	486.7	486.7	513.9	500.6	512.5	476.2	480.4	465.8
32.5°	492.3	507.6	493.0	517.4	516.0	551.5	541.1	561.3	525.7	531.3	513.2
35°	527.8	552.2	528.5	555.7	551.5	588.5	581.5	614.3	576.6	582.9	564.8
37.5°	574.5	603.8	572.4	596.2	577.3	619.9	615.7	660.3	622.0	638.0	616.4
40°	629.6	652.6	613.6	633.8	602.4	646.4	639.4	700.7	665.2	691.0	671.5
42.5°	680.5	696.6	645.0	670.1	632.4	677.0	664.5	738.4	707.7	747.5	725.8
45°	726.5	744.7	676.3	704.2	662.4	711.2	689.6	774.7	753.7	813.7	792.1
47.5°	792.1	765.6	704.9	741.2	694.5	748.2	719.6	817.2	809.5	894.6	869.5
50°	770.5	787.9	728.6	766.3	723.8	789.3	757.9	868.1	870.2	982.4	967.8
52.5°	772.6	801.8	746.8	799.1	757.9	846.5	813.7	929.4	939.2	1067.5	1047.3
55°	785.1	828.3	774.0	844.4	806.0	909.9	886.9	995.7	1012.4	1147.7	1135.8
57.5°	816.5	876.5	820.7	912.7	873.0	982.4	961.5	1064.0	1087.0	1227.9	1224.4
60°	937.1	1008.2	910.6	1012.4	959.4	1064.7	1036.8	1135.8	1158.8	1304.6	1313.6
62.5°	1071.7	1195.1	1137.2	1243.2	1103.1	1209.7	1127.5	1224.4	1225.8	1386.8	1415.4
65°	1106.5	1296.2	1345.7	1543.0	1469.8	1579.3	1359.7	1424.5	1340.8	1536.8	1577.9
67.5°	1093.3	1325.5	1462.8	1685.3	1768.2	1959.3	1922.3	1900.0	1706.2	1847.0	1896.5
70°	802.5	1048.7	1384.8	1610.7	1849.8	1975.3	2174.1	2194.3	2185.9	2166.4	2199.2
72.5°	365.4	573.1	937.1	1195.1	1589.7	1674.1	1962.1	1956.5	2252.1	2178.9	2230.5
75°	143.6	221.0	446.2	667.3	1099.6	1203.5	1529.8	1448.9	1817.8	1710.4	1820.5
77.5°	78.8	99.0	167.3	286.6	600.3	655.4	936.4	801.2	1127.5	941.3	978.3
80°	47.4	59.3	76.7	108.8	255.2	269.8	399.5	322.1	460.9	350.0	339.6
82.5°	25.8	32.1	38.3	53.7	94.8	105.3	138.1	124.1	147.8	126.2	123.4
85°	10.5	13.9	14.6	21.6	31.4	36.3	43.9	47.4	57.9	53.0	51.6
87.5°	0.0	0.7	0.0	1.4	0.0	1.4	0.0	2.1	2.1	3.5	4.2
90°	0.0	0.0	0.0	0.0	0.0	0.0	0.0	0.0	0.0	0.0	0.0



REPORT NUMBER: P227625

CATALOG NUMBER: ISC-AF-350-LED-E1-T2-7030

CANDELA DISTRIBUTION (continued):

	77.5°	80°	82.5°	85°	87.5°	90°	95°	100°	102.5°	105°	107.5°
0°	276.1	276.1	276.1	276.1	276.1	276.1	276.1	276.1	276.1	276.1	276.1
2.5°	278.2	280.3	277.5	277.5	274.0	276.1	274.0	271.9	268.4	269.1	264.3
5°	283.1	284.5	281.0	279.6	277.5	276.8	272.6	268.4	263.6	263.6	258.0
7.5°	288.0	288.0	283.1	283.1	278.2	276.8	270.5	263.6	256.6	255.9	247.5
10°	290.8	290.1	283.8	283.8	276.8	276.1	268.4	258.0	248.2	245.4	233.6
12.5°	296.3	295.6	288.0	286.6	277.5	277.5	266.4	252.4	238.5	233.6	216.8
15°	303.3	304.0	294.9	292.8	282.4	281.7	266.4	245.4	226.6	218.9	198.7
17.5°	314.5	315.2	302.6	300.5	288.0	285.9	267.1	237.1	210.6	202.2	184.1
20°	329.1	327.0	310.3	309.6	292.8	290.8	266.4	224.5	194.5	186.2	170.1
22.5°	347.2	345.1	323.5	321.4	301.9	298.4	265.7	211.3	179.9	170.8	160.4
25°	372.3	369.5	343.1	340.3	315.9	310.3	265.0	197.3	167.3	160.4	154.1
27.5°	403.7	398.1	366.1	363.3	330.5	323.5	262.2	181.3	154.8	149.9	147.1
30°	441.4	436.5	395.3	391.2	350.0	341.0	259.4	166.6	145.7	143.6	141.5
32.5°	486.0	481.1	430.9	426.0	375.1	361.9	254.5	154.8	140.1	140.1	137.4
35°	532.7	528.5	469.3	465.8	403.0	385.6	248.2	144.3	135.3	135.3	132.5
37.5°	574.5	578.0	511.1	508.3	430.9	409.3	241.3	137.4	131.1	129.7	126.9
40°	619.9	628.2	550.1	552.2	460.2	434.4	232.9	131.8	126.2	124.8	124.1
42.5°	665.9	681.9	591.3	598.9	489.5	460.2	226.6	128.3	124.1	121.3	120.6
45°	723.1	746.1	642.2	656.8	523.6	491.6	224.5	124.1	117.8	114.4	112.3
47.5°	794.2	824.9	704.9	721.7	569.0	529.2	228.7	122.7	113.7	109.5	105.3
50°	878.5	907.8	779.5	786.5	619.9	570.4	237.8	124.8	112.3	106.0	99.7
52.5°	967.8	990.1	858.3	850.7	672.9	610.8	248.2	125.5	108.8	102.5	94.8
55°	1059.8	1072.4	931.5	911.3	721.0	651.2	262.2	124.8	106.0	99.0	89.2
57.5°	1149.8	1154.0	996.4	976.9	768.4	699.4	279.6	122.7	101.8	94.8	84.4
60°	1237.6	1244.6	1068.2	1050.1	820.0	761.4	304.7	119.2	96.2	91.3	80.2
62.5°	1333.9	1356.9	1154.0	1156.8	891.1	858.3	352.1	115.0	90.6	85.1	73.9
65°	1464.9	1552.8	1295.5	1361.0	1027.8	1041.0	442.8	103.2	83.0	76.0	68.3
67.5°	1793.3	1889.6	1639.3	1665.8	1347.8	1269.0	499.9	87.9	73.2	68.3	63.5
70°	2204.7	2135.7	1957.9	1797.5	1534.7	1304.6	440.0	73.9	64.8	62.1	59.3
72.5°	2317.7	2070.2	1923.7	1683.2	1418.9	1137.9	336.8	63.5	57.9	56.5	54.4
75°	2036.7	1678.3	1686.7	1337.3	1176.3	867.4	230.1	54.4	50.2	49.5	48.8
77.5°	1302.5	862.5	1050.1	661.0	679.1	401.6	112.3	45.3	43.2	43.2	41.8
80°	463.0	287.3	324.9	208.5	189.7	127.6	60.7	36.3	34.9	35.6	34.9
82.5°	138.8	110.2	108.1	84.4	65.5	53.7	33.5	27.9	26.5	27.2	25.8
85°	55.8	43.2	36.3	27.9	23.0	20.9	18.1	18.8	16.7	18.1	16.0
87.5°	3.5	2.8	2.1	2.8	0.0	1.4	3.5	2.8	0.7	2.8	2.1
90°	0.0	0.0	0.0	0.0	0.0	0.0	0.0	0.0	0.0	0.0	0.0



REPORT NUMBER: P227625

CATALOG NUMBER: ISC-AF-350-LED-E1-T2-7030

CANDELA DISTRIBUTION (continued):

	110°	112.5°	115°	117.5°	120°	122.5°	125°	127.5°	130°	135°	145°
0°	276.1	276.1	276.1	276.1	276.1	276.1	276.1	276.1	276.1	276.1	276.1
2.5°	267.7	262.9	265.0	262.9	264.3	260.1	261.5	258.0	258.0	257.3	253.8
5°	258.7	253.8	253.1	248.2	248.9	243.3	242.6	236.4	236.4	230.8	220.3
7.5°	246.1	238.5	237.8	228.0	227.3	219.6	216.8	209.9	209.2	202.9	196.6
10°	230.1	218.2	216.2	203.6	204.3	195.9	195.2	190.4	190.4	187.6	187.6
12.5°	212.0	198.7	197.3	187.6	188.3	182.7	183.4	180.6	182.0	183.4	188.3
15°	195.2	184.8	183.4	177.1	177.8	176.4	178.5	178.5	180.6	184.1	192.4
17.5°	181.3	172.2	172.9	170.1	172.9	172.2	176.4	175.7	179.9	184.1	194.5
20°	168.7	163.9	165.9	165.3	168.7	168.7	172.2	172.9	176.4	182.0	193.8
22.5°	160.4	159.0	161.1	161.1	163.9	164.6	168.0	170.1	172.2	177.8	188.3
25°	155.5	154.8	156.9	157.6	159.7	160.4	163.9	163.9	167.3	170.8	176.4
27.5°	148.5	147.1	149.9	149.9	152.7	152.0	156.2	154.8	158.3	159.7	161.1
30°	143.6	141.5	143.6	142.9	145.0	142.9	145.0	142.9	145.0	145.0	142.9
32.5°	138.8	136.7	137.4	134.6	136.7	133.9	134.6	131.8	133.2	131.8	132.5
35°	133.9	131.1	131.1	127.6	127.6	124.1	125.5	122.7	125.5	127.6	126.9
37.5°	126.9	124.8	124.8	122.0	123.4	122.0	124.8	123.4	124.1	121.3	116.4
40°	122.7	124.1	123.4	125.5	124.1	122.0	119.9	115.7	115.0	113.7	110.9
42.5°	116.4	117.8	114.4	117.1	115.0	115.7	114.4	112.3	110.9	109.5	106.7
45°	107.4	107.4	104.6	108.8	106.7	110.9	109.5	109.5	108.1	106.0	103.9
47.5°	99.7	100.4	97.6	101.1	99.7	105.3	104.6	106.7	106.7	105.3	99.7
50°	94.8	93.4	91.3	94.8	94.1	99.0	99.7	103.9	103.2	103.9	99.0
52.5°	90.6	87.9	85.8	87.9	87.9	92.0	93.4	98.3	99.0	100.4	97.6
55°	85.8	82.3	80.9	82.3	82.3	86.5	88.6	92.0	94.1	98.3	96.9
57.5°	81.6	76.7	75.3	76.7	77.4	81.6	83.7	87.2	89.9	95.5	94.8
60°	76.7	72.5	71.1	73.2	73.9	78.1	80.2	83.7	85.8	92.0	92.0
62.5°	71.1	67.6	67.6	68.3	69.7	73.9	75.3	80.2	80.9	88.6	89.2
65°	66.2	64.1	64.1	64.8	66.2	69.7	70.4	75.3	76.0	83.7	85.8
67.5°	62.1	60.7	60.7	61.4	62.1	64.8	65.5	70.4	71.8	78.8	82.3
70°	57.9	56.5	55.8	55.8	57.9	60.0	61.4	66.2	66.9	73.2	77.4
72.5°	53.0	51.6	51.6	50.9	53.0	54.4	57.2	60.0	61.4	67.6	70.4
75°	48.1	46.7	46.7	46.0	47.4	50.2	50.9	53.7	54.4	60.0	62.8
77.5°	41.8	40.4	40.4	40.4	41.8	42.5	43.2	46.0	47.4	52.3	55.1
80°	34.9	33.5	34.2	33.5	35.6	32.8	34.9	37.7	39.0	41.8	40.4
82.5°	26.5	24.4	25.1	25.1	25.8	23.7	25.1	26.5	27.9	30.0	29.3
85°	16.7	14.6	16.0	14.6	16.0	13.9	15.3	15.3	16.7	15.3	14.6
87.5°	3.5	1.4	3.5	1.4	4.2	0.0	2.1	0.0	1.4	0.7	0.0
90°	0.0	0.0	0.0	0.0	0.0	0.0	0.0	0.0	0.0	0.0	0.0



REPORT NUMBER: P227625

CATALOG NUMBER: ISC-AF-350-LED-E1-T2-7030

CANDELA DISTRIBUTION (continued):

	155°	165°	175°	180°
0°	276.1	276.1	276.1	276.1
2.5°	250.3	247.5	246.1	245.4
5°	214.8	209.9	208.5	207.1
7.5°	193.1	191.7	191.7	191.0
10°	189.0	191.0	191.7	191.7
12.5°	193.8	197.3	200.1	200.1
15°	200.1	206.4	209.9	209.9
17.5°	205.0	213.4	216.8	217.5
20°	205.7	214.1	218.9	219.6
22.5°	199.4	205.0	208.5	208.5
25°	183.4	186.2	188.3	188.3
27.5°	163.2	162.5	161.8	164.6
30°	142.2	140.8	138.1	140.8
32.5°	134.6	129.7	122.7	124.8
35°	122.7	121.3	117.8	118.5
37.5°	118.5	130.4	129.7	130.4
40°	113.7	128.3	127.6	129.0
42.5°	109.5	117.8	109.5	110.2
45°	101.8	105.3	98.3	98.3
47.5°	98.3	96.9	94.1	93.4
50°	95.5	95.5	94.1	92.7
52.5°	93.4	92.0	96.9	96.2
55°	90.6	89.2	92.7	92.7
57.5°	88.6	85.1	90.6	90.6
60°	86.5	83.0	88.6	88.6
62.5°	85.1	80.9	87.9	87.2
65°	83.0	78.8	87.9	86.5
67.5°	80.2	74.6	86.5	84.4
70°	74.6	69.7	81.6	76.0
72.5°	69.0	63.5	69.7	64.8
75°	60.7	55.8	56.5	55.8
77.5°	50.9	45.3	43.9	44.6
80°	38.3	34.9	33.5	33.5
82.5°	27.9	23.7	24.4	20.2
85°	12.6	9.1	7.0	7.0
87.5°	0.0	0.0	0.0	0.0
90°	0.0	0.0	0.0	0.0

(END OF REPORT)